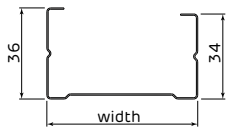
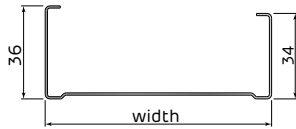


PROFILE GUIDE

GTEC STUD AND TRACK PROFILES



GTEC C Stud – RX and B gauge (CS)

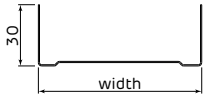


GTEC C Stud – W gauge (CS)

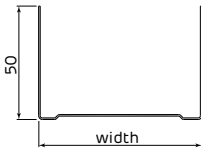


GTEC C Stud – Y gauge (CS)

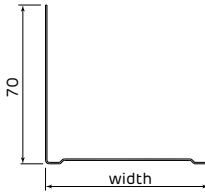
C Stud (CS)	Width (mm)					Gauge
	44	50	60	70	90	146
-	-	-	70	90	146	B
-	-	-	-	90	-	W
-	-	-	-	90	146	Y



GTEC U Track (UT)

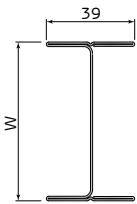


GTEC U Track Deep Flange (UDT)

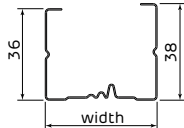


GTEC U Track Extra Deep Flange (UXT)

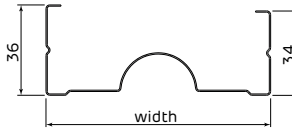
	Width (mm)					Gauge	
	UT	45	52	62	72	92	148
UDT	-	52	62	72	92	148	B
	-	52	-	-	-	-	Y
UXT	-	-	-	-	92	148	W
	-	-	-	72	-	-	B



GTEC I Stud (IS)



GTEC Acoustic Homespan Stud (AHS)




GTEC Acoustic Stud (AS)

	Width (mm)					Gauge	
	AHS	44	50	-	-	-	-
AS	-	-	-	70	90	146	RX
IS	-	50	-	-	-	-	RX
	-	-	60	70	90	-	B

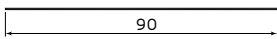
Gauge Thickness	RX	0.52mm
B	0.70mm	
W	0.90mm	
Y	1.2mm	

GTEC ACCESSORIES

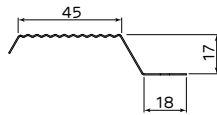
GTEC Flat Strap



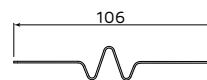
(FS50/RX)



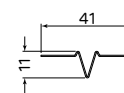
(FS90/W)



GTEC Resilient Bar (RBD3000/RX)

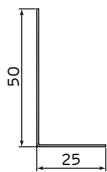


GTEC Acoustic V Brace (VBRACE)

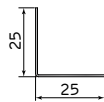


GTEC Movement Control Joint (MCJ304D)

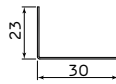
GTEC Metal Angle



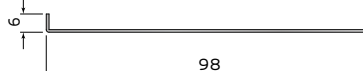
(MFC2550)



(MFC2525)



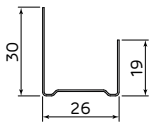
(MFC2330)



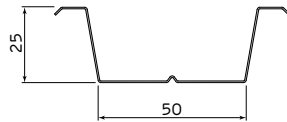
GTEC Fixing Channel (MFIX/W)

All dimensions are in mm

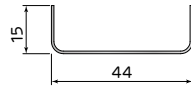
GTEC SUSPENDED MF CEILING PROFILES



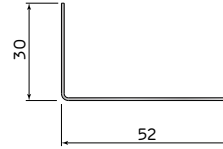
GTEC Edge Channel (MFCE26)



GTEC Ceiling Channel (MFC50)

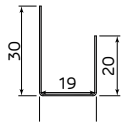


GTEC Primary Channel (MFCP44)

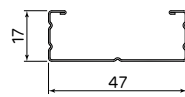


GTEC Heavy Gauge Primary Channel (UDT52/Y)

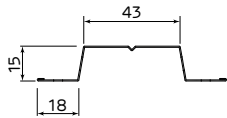
GTEC DRYLINER PROFILES




GTEC Dryliner Track (RD9)



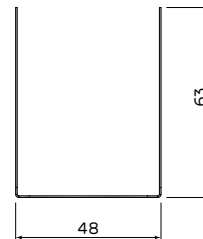
GTEC Dryliner Channel (RD1)



GTEC Shallow Wall Channel (MFCS/RX)



GTEC XR Bracket (RD11)



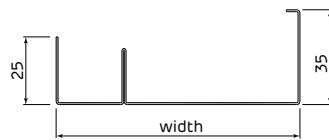
GTEC SR Bracket (RD2)

Gauge Thickness	RX	B	W	Y
	0.52mm	0.70mm	0.90mm	1.2mm

GTEC FIRE PROTECTION PROFILES

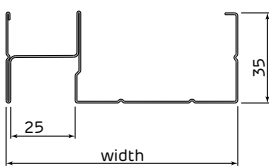


GTEC J Track (JT)



GTEC E Stud (ES)

	Width (mm)			Gauge
JT	62	92	148	B
ES	60	90	146	B
CHS	60	90	146	B



GTEC CH Stud (CHS)



GTEC CB Clip (CB)

	Depth (mm)		
CB CLIP	17	27	40

All dimensions are in mm